


Agilent Oscilloscope Probes and Accessories

Selection Guide

To get the most out of your oscilloscope, you need the right probes and accessories for your particular applications. Whether you need the high bandwidth and low loading of an active probe, an easy way to connect to surface mount ICs or a passive probe to measure high voltages, there's a wide selection of high-quality probes and accessories for your Agilent oscilloscope.



How to select a probe



Selecting the correct probe for your oscilloscope measurement should not be difficult. This brochure provides suggestions on how to make the best decision. Following is a list of probe parameters you need to consider when you select a probe for a given measurement.

Attenuation

Choose the attenuation ratio of the probe (1:1, 10:1, 100:1, 1000:1) to match the test signal amplitude to the oscilloscope's vertical sensitivity range.

Bandwidth (BW)

The probe's rated bandwidth should match the oscilloscope and be adequate for the test signal. However, at higher frequencies, grounded lead inductance and input capacitance often influence system performance more than probe bandwidth does.

Input resistance (Rin)

Input impedance is used to describe the loading effects of a probe. At DC and low frequency ranges, the probe's

resistive component is the main factor that loads down the circuit under test. However, as the frequency goes up, the capacitance of the probe tip in parallel with the DC resistance starts to reduce the input impedance of the probe, resulting in greater loading and a more adverse effect to the target.

Input capacitance (Cin)

Excessive input capacitance (sometimes called tip capacitance) will slow down the system's pulse response. Usually the least input capacitance possible is best.

Maximum input voltage (Vmax)

To ensure user safety, help protect the oscilloscope input from destructive voltage, and avoid damage to the probe, select a probe that is rated for a higher voltage than the signal you intend to test.

Probe compensation range

Most passive probes have a specification that lists the oscilloscope input capacitance range over which they can be used. When choosing a passive probe, be sure that the oscilloscope's input capacitance lies within the probe's compensation range or you will not be able to adjust the probe to achieve a correctly compensated square wave signal.

Most oscilloscopes have 1-M Ω input resistance. This input resistance is in

parallel with the input (shunt) capacitance. Normally, high-frequency probes with attenuation factors greater than 1:1 have adjustable compensation networks built into them. Adjusting this compensation network provides the best possible frequency linearity over the oscilloscope's designed frequency range. Operating instructions provided with the probe explain how to adjust the compensation network to obtain best signal fidelity.

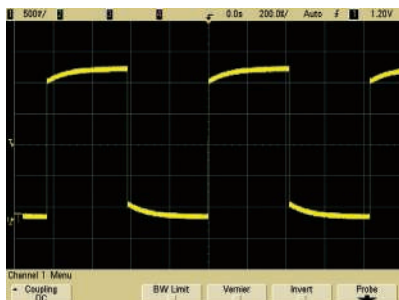
Probe Interface

Most Agilent oscilloscope probes offer either BNC type of probe interface or the AutoProbe interface. The AutoProbe interface is an intelligent communication and power link between compatible probe and the Infiniium or InfiniiVision Series oscilloscopes. The AutoProbe identifies the type of probe attached and sets up the proper input impedance, attenuation ratio, probe power and offset range as needed.

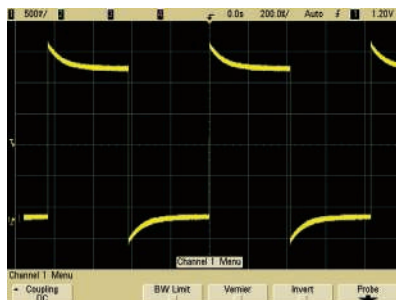
Probe tip form factor

Your probe must make a reliable connection to the test point, and you may want it to grab the test point. Generally, this requires a small and light probe and a tip or grabber that is compatible with the test point. SMT and fine-pitch geometries make this issue especially critical.

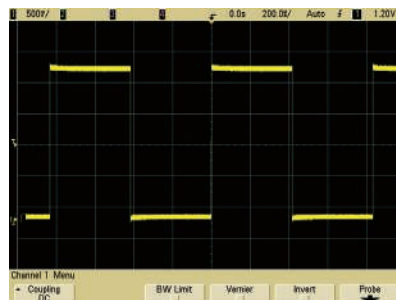
The effects of passive probe compensation:



Under-compensated



Over-compensated



Properly compensated

Types of probes

Passive probes

The most widely used type of oscilloscope probe is the “passive probe.” Passive probes are also the most rugged and economical. There are no active components such as transistors or amplifiers in the probe, and therefore passive probes do not need to be powered.



Passive probes classifications

	1:1 high Z passive probe	10:1 or 20:1 high Z passive probe	100:1 or 1000:1 high Z passive probe	Resistive divider passive probe
Features	A low capacitance coax cable with a BNC connector on one end and a probe on the other	<ul style="list-style-type: none"> The most widely used scope probe type; provided standard with most < 1-GHz oscilloscopes Gives lower input capacitance and higher bandwidth than the 1:1 probe 	<ul style="list-style-type: none"> Additional attenuation for use with higher-amplitude signals Large attenuation requires a high-gain amplifier on the scope 	<ul style="list-style-type: none"> Highest-bandwidth passive probe for measuring high-frequency, low-impedance circuit Must be used with an oscilloscope’s 50-Ω input
When to use	For viewing small signals (< 1 V)	For viewing up to ~300 V	For viewing up to 15 kV high voltage	High-frequency, low-impedance (< 50 Ω) digital circuit, transmission line
When not to use	For probing high-frequency signal	For achieving > 700 MHz system bandwidth	For making floating (ungrounded) measurement	For probing high-amplitude, high-impedance signal
Typical bandwidth	Up to 35 MHz	Up to 600 MHz	Up to 250 MHz	Up to 6 GHz
Agilent models	N2870A, 10070D, N2889A (1:1/10:1)	N2871/2/3/5A, 10073D, 10074D, 1165A, N2862B/63B/89A/90A, N2894A	10076B, N2771B	N2874/6A, 54006A

Types of probes (continued)

Passive probes

Passive probe characteristics

Model	Cable length	Attenuation	Typical probe bandwidth	Compensates oscilloscope input	Max input voltage	Recommended oscilloscopes
10070D	1.5 m	1:1	20 MHz	1 MΩ	400 V CAT II	1000, 3000, 2000 X, 3000 X, 4000 X, 6000 X, 5000, 6000, 7000, 9000, S-Series
N2870A	1.3 m	1:1	35 MHz	1 MΩ	55 V CAT II	1000, 3000, 2000 X, 3000 X, 4000 X, 6000 X, 5000, 6000, 7000, 8000, 9000 and S-Series
N2889A	1.3 m	1:1,10:1	350 MHz	1 MΩ, 5-30 pF	300 V CAT II	1000, 3000, 2000 X, 3000 X, 4000 X, 6000 X, 5000, 6000, 7000, 8000, 9000 and S-Series
10073D	1.5 m	10:1	500 MHz	1 MΩ, 6-15 pF	400 V CAT II	5000 Series (500 MHz) 6000 (300 MHz-1 GHz), 7000, 5464x, 54830 and 8000 Series
10074C	1.5 m	10:1	150 MHz	1 MΩ, 9-17 pF	400 V CAT II	6000 Series (100 MHz), 5462x
N2862B	1.2 m	10:1	150 MHz	1 MΩ, 5-30 pF	300 V CAT II	1000, 3000, 2000 X, 3000 X Series
N2863B	1.2 m	10:1	300 MHz	1 MΩ, 5-30 pF	300 V CAT II	1000, 3000, 2000 X, 3000 X, 5000 Series (100, 300 MHz)
N2871A	1.3 m	10:1	200 MHz	1 MΩ, 10-25 pF	300 V CAT II	2000 X, 3000 X, 4000 X, 6000 X, 5000, 6000, 7000, 8000, 9000, 54600 and S-Series
N2872A	1.3 m	10:1	350 MHz	1 MΩ, 10-25 pF	300V CAT II	2000 X, 3000 X, 4000 X, 6000 X, 5000, 6000, 7000, 8000, 9000, 54600 and S-Series
N2873A	1.3 m	10:1	500 MHz	1 MΩ, 10-25 pF	300V CAT II	2000 X, 3000 X, 4000 X, 6000 X, 5000, 6000, 7000, 8000, 9000, 54600 and S-Series
N2890A	1.3 m	10:1	500 MHz	1 MΩ, 5-30 pF	300 V CAT II	1000, 3000, 2000 X, 3000 X, 4000 X, 6000 X, 5000, 6000, 7000, 8000, 9000 and S-Series
1165A	1.5 m	10:1	600 MHz	1 MΩ, 12-14 pF	300 V CAT II	54830, 6000, 7000, 8000, 9000 Series
N2894A ¹	1.3 m	10:1	700 MHz	1 MΩ, 10-25 pF	300 V CAT II	4000 X and 6000 X
N2874A	1.3 m	10:1	1.5 GHz	50 Ω	8.5V CAT I	4000 X, 6000 X and all Infiniium Series
N2875A	1.3 m	20:1	500 MHz	1 MΩ, 7-20 pF	300V CAT II	1000, 3000, 2000 X, 3000 X, 4000 X, 6000 X, 5000, 6000, 7000, 8000, 9000 and 54600 Series
N2876A	1.3 m	100:1	1.5 GHz	50 Ω	21V CAT I	4000 X, 6000 X and all Infiniium Series
54006A	1.2 m	10:1 (500 Ω) or 20:1 (1 kΩ)	6 GHz	50 Ω	20 Vpk	S-Series, 80000, 90000, 5484x, 5485x, 90000X/Q with N5442A
10076B	1.5 m	100:1	250 MHz	1 MΩ, 7-20 pF	4 kV CAT I 1 kV CAT II	1000, 3000, 2000 X, 3000 X, 4000 X, 6000 X, 5000, 6000, 7000, 8000, 9000 and S-Series
N2771B	2 m	1000:1	50 MHz	1 MΩ, 6-20 pF	DC: 15 kV AC: 10 kV Peak 30 kV	1000, 3000, 2000 X, 3000 X, 4000 X, 6000 X, 5000, 6000, 7000, 8000, 9000 and S-Series

Note [1]: The N2894A provides 700 MHz system bandwidth with the 4000X and 6000X Series 1 GHz or higher bandwidth models only.



Low-inductive ground connection for N287xA probes keeps the probe loading low to achieve high signal integrity measurements




The replaceable probe tip on the N287xA probes saves you money

Types of probes (continued)

Single-ended active probes

Active probes contain a small, active amplifier built into the probe body near the probe tip. This arrangement makes it possible to keep the probe input capacitance very low, usually less than 2 pF. This low capacitance results in high input impedance on high frequencies. It has the best overall combination

of resistive and capacitive loading. With such low loading, active probes can be used on high-impedance circuits that would be seriously loaded by passive probes. Active probes are the least intrusive of all the probes.



Single-ended active probe characteristics

Model	Attenuation	Probe bandwidth	Input dynamic range	Applications and use	Oscilloscope compatibility
N2795A	10:1	1 GHz	0 to ± 8 V	General-purpose, high-speed probing in digital and analog system design	50- Ω AutoProbe interface input
N2796A	10:1	2 GHz	0 to ± 8 V		
N2797A	10:1	1.5 GHz	0 to ± 8 V	Extreme perature probing at -40 to $+85$ °C	50- Ω AutoProbe, 3000X/4000X/6000X/9000A/9000H/S-Series/9000A, 9000X/Q with N5442A

Single-ended active probe advantages


Timing and voltage measurements are more accurate at high bandwidths

Active probes are the least intrusive to circuits under test

Limitations

Active probes are more expensive than general-purpose passive probes

Active probes have lower dynamic range, lower maximum voltage and are less rugged than passive probes



N2797A for testing devices in environmental chambers.



N2795A/N2796A 1/2-GHz active probe with AutoProbe interface, head light, and 1 M Ω input Z.




N2795A/96A comes with a headlight for better visibility while probing.

Types of probes (continued)

Differential active probes

A “differential” probe is an active probe that has two inputs, one positive and one negative, as well as a separate ground lead; it drives a single-terminated 50-Ω cable to transmit its output to one oscilloscope channel. The output signal is proportional to the difference

between the voltages appearing at the two inputs. A differential probe is used to look at signals that are referenced to each other instead of earth ground and to look at small signals in the presence of large DC offsets or other common mode signals such as power line noise.



Differential active probe characteristics

Model	Attenuation	Probe bandwidth	Input dynamic range	Applications and use	Oscilloscope compatibility
N2791A	10:1 or 100:1	25 MHz	±700 V at 100:1 (diff or common)	Power supply design, motor control, electronic ballast	Any oscilloscope with 1-MΩ BNC input
N2891A	100:1 or 1000:1	70 MHz	±7,000 V at 1000:1 (diff or common)	High voltage power or surge measurement	Any oscilloscope with 1-MΩ BNC input
N2790A	50:1 or 500:1	100 MHz	±1400 V (diff), ±1,000 V (common)	Power supply design, motor control, electronic ballast	1-MΩ AutoProbe interface InfiniiVision 5000, 6000 (except 100 MHz) and 7000 Series with version 5.2 software, InfiniiVision 3000X, 4000X, 6000X, Infiniium 8000, 54830 with version 5.7 software, Infiniium 9000 and S-Series
1141A	1:1	200 MHz	±300 mV (1:1); ±3 V (10:1); ±30 V (100:1) with attenuation	<ul style="list-style-type: none"> • Surface-mount devices • Requires 1142A power supply 	50-Ω BNC input
1153A ¹	1:1	200 MHz	±300 mV (1:1); ±3 V (10:1); ±30 V (100:1) with attenuation	Surface-mount devices	50-Ω AutoProbe interface input
N2792A	10:1	200 MHz	±20 V (diff), ±60 V (common)	High-speed power measurements, automotive serial buses (CAN, LIN), digital differential buses	Any oscilloscope with 50-Ω BNC input
N2818A	10:1	200 MHz	±20 V (diff), ±60 V (common)	High-speed power measurements, automotive serial buses (CAN, LIN), digital differential buses	AutoProbe 50 ohm, 3000X/4000X/6000X/9000/S-Series/90000A, 90000X/Q (with N5442A)
N2793A	10:1	800 MHz	±15 V (diff), ±30 V (common)	High-speed power measurements, automotive serial buses (CAN, LIN, Flexray), digital differential buses	Any oscilloscope with 50-Ω BNC input
N2819A	10:1	800 MHz	±15 V (diff), ±30 V (common)	High-speed power measurements, automotive serial buses (CAN, LIN, FlexRay, MOST), digital differential buses	AutoProbe 50 ohm, 3000X/4000X/6000X/9000/S-Series/90000A, 90000X/Q (with N5442A)

¹ Not compatible with 1000, 3000, 2000X, 3000X, 4000X, 5000, 6000, and 7000 Series

Types of probes (continued)

Differential active probes (continued)

InfiniiMax single-ended and differential probes characteristics

Model	Attenuation	Probe bandwidth	Input dynamic range	Applications and use	Recommended oscilloscopes
1130A ¹	10:1	1.5 GHz	5 V single ended, ±2.5 V differential	<ul style="list-style-type: none"> Measure fast transitions on low-voltage differential or single-ended signals Full-bandwidth probing system for InfiniiVision⁴ and Infiniium Series Requires one or more probe head accessory per amplifier InfiniiMode (differential, SE and CM) with InfiniiMax III+ N2830A/31A/32A 	3000 X, 4000X, 5000, 6000 (300 MHz-1 GHz), 7000, 8000 Series, 9000A/H 1 GHz or below
1131A ¹	10:1	3.5 GHz	5 V single ended, ±2.5 V differential		DSO/MSO9254A, DSO9204H, DSO80204B, 80304B, 90254A
1132A ¹	10:1	5 GHz	5 V single ended, ±2.5 V differential		DSO/MSO9404A, DSO80404B, 90404A
1134A ¹	10:1	7 GHz	5 V single ended, ±2.5 V differential		DSO80604B, 90604A
1168A ^{1, 2}	3.45:1	10 GHz	3.3 V single ended, ±1.65 V differential		DSO80804B, 81004B, 90804A
1169A ^{1, 2}	3.45:1	13 GHz	3.3 V single ended, ±1.65 V differential		DSO81204B, 81304B, 91204A, 91304A
N2830A ^{1, 2, 3}	5:1/10:1	4 GHz	5 V single ended ±2.5 V differential		S-Series, 90000A, 90000X/Q with N5442A
N2831A ^{1, 2, 3}	5:1/10:1	8 GHz	5 V single ended, ±2.5 V differential		S-Series, 90000A, 90000X/Q with N5442A
N2832A ^{1, 2, 3}	5:1/10:1	13 GHz	5 V single ended, ±2.5 V differential		S-Series, 90000A, 90000X/Q with N5442A
N2800A ^{1, 2, 3}	6:1	16 GHz	1.6 Vpp, ±0.8 V		Infiniium 90000X 13, 16 GHz models
N2801A ^{1, 2, 3}	6:1	20 GHz	1.6 Vpp, ±0.8 V	Infiniium 90000X/Q 20 GHz models	
N2802A ^{1, 2, 3}	6:1	25 GHz	1.6 Vpp, ±0.8 V	Infiniium 90000X/Q 25 GHz models	
N2803A ^{1, 2, 3}	6:1	30 GHz	1.6 Vpp, ±0.8 V	Infiniium 90000X/Q 28 GHz - 63 GHz models	

1 Order one or more probe heads. See page 12 for available InfiniiMax probe heads and accessories.


2 Not compatible with 1000, 2000X, 3000X, 4000X, 5000, 6000, and 7000 Series oscilloscopes.

3 Not compatible with existing InfiniiMax I or II probe heads.


4 Compatible with InfiniiMax 1130A-1134A only.




N2800A-03A InfiniiMax III probe amplifier



N5439A InfiniiMax III ZIF probe head soldered in to an IC



N5425A/26A high bandwidth ZIF solder-in probe head and tips for InfiniiMax probes



N5444A InfiniiMax III 2.92-mm SMA with N5448A SMA flex cable connected to a SMA connector on the board

Types of probes (continued)


Differential active probes (continued)

InfiniiMode single-ended, differential and common-mode probes characteristics

Model	Attenuation	Probe bandwidth	Input dynamic range	Applications and use	Recommended oscilloscopes
N2750A	2:1 or 10:1	1.5 GHz	±1 V Diff, 2 Vpp SE (@2:1) / ±5 V Diff, 10 Vpp SE (@10:1)	<ul style="list-style-type: none"> • Digital, Analog design and power measurement • InfiniiMode probing for making differential, single-ended and common mode measurements with a single probe • Built-in quick action scope control for quick access to a variety of scope functions • Comes with solder-in, socketed and browser tip standard 	InfiniiVision 3000 X, 4000 X, 6000 X and Infiniium 9000, S-Series
N2751A	2:1 or 10:1	3.5 GHz			6000 X, S-Series, 9000, 90000A
N2752A	2:1 or 10:1	6 GHz			6000 X, S-Series, 9000, 90000A



N2750A-02A InfiniiMode probe with standard accessories



InfiniiMode probe with either socketed tip or solder-in tip allows convenient measurements of differential, SE and CM signals with a single probe. Probe head light is built in.


Types of probes (continued)

Differential active probes (continued)

Active differential probe advantages	Limitations
View small signals in the presence of DC or other common mode signals	<ul style="list-style-type: none"> • More expensive than general-purpose passive probes • Less dynamic range than using two passive probes
N2790A helps you make safe and accurate high-speed floating measurements. AutoProbe interface supplies probe power	100-MHz bandwidth, must be used with 1-M Ω AutoProbe interface scope
N2791A/92A/93A and N2891A are low-cost differential probes that can be powered by USB port or by internal batteries	25-, 200-, 800-, 70-MHz bandwidth
N2818A/19A are the AutoProbe interface version of N2792A/93A	200-, 800-MHz bandwidth
1153A/1141A probes both low- and high-voltage differential signals with low-thermal drift	200-MHz bandwidth
1130A/31A/32A/34A, 1168A/69A, and N2800A/01A/02A/03A InfiniiMax probe probes both single-ended and differential signals up to 30-GHz bandwidth	Lower dynamic range and maximum input voltage (but has ultra-low input capacitance)
N2750A/51A/52A InfiniiMode probes allow for making differential, single-ended and common mode measurements with a single probe.	Supports browser, solder-in and socketed tip use models only, bandwidth is limited with solder-in and socketed tip



1130A/31A/32A/34A/68A/69A InfiniiMax high-bandwidth differential probe and its probe head configurations



N2793A 800-MHz 15-V differential probe with standard accessories



N2790A 100-MHz 1.4-kV differential probe with standard accessories



N2791A 25-MHz 700-V differential probe with standard accessories



N2792A 200-MHz 20-V differential probe with standard accessories

Types of probes (continued)

Current probes

Current probes sense the current flowing through a conductor and convert it to a voltage that can be viewed and measured on an oscilloscope. Agilent current probes use a hybrid technology that includes a Hall-effect sensor, which senses the DC current, and a current transformer, which senses the

AC current. Using split core construction, the current probe easily clips on and off of a conductor, making it unnecessary to make an electrical connection to the circuit. Measurement bandwidths from DC to 100 MHz are available.



Current probe characteristics

Model	Probe type	Probe bandwidth	Max input current	Applications and use	Oscilloscope compatibility ¹
1146B	AC/DC current, 0.1 V/A (0-10 A peak) or 0.01 V/A (0-100 A peak)	100 kHz	100 A peak	<ul style="list-style-type: none"> AC line, motors, automotive current measurement Requires 9-Vdc battery 	High-impedance BNC input
N2780B ²	AC/DC current, 0.01 V/A	2 MHz	500 Arms continuous 700 A peak non-continuous	Motors, switching power supplies, line currents	High-impedance BNC input
N2820A	AC/DC current, 2 ch, 300 V/A (zoom in) and 2 V/A (zoom out)	3 MHz (zoom out), 500 kHz (zoom in)	Max 5 A, min 50 uA (with supplied accessories)	Capturing and analyzing low-level current flow in the DUT to characterize sub-circuits or measure current consumption of battery-powered devices or integrated circuits	InfiniiVision 3000 X-, 4000 X-, 6000 X- and Infiniium S-Series, 9000 Series only (high impedance AutoProbe input)
N2821A	AC/DC current, 1 ch, 300 V/A (zoom in) and 2 V/A (zoom out)	3 MHz (zoom out), 500 kHz (zoom in)	Max 5 A, min 50 uA (with supplied accessories)	Capturing and analyzing low-level current flow in the DUT to characterize sub-circuits or measure current consumption of battery-powered devices or integrated circuits	InfiniiVision 3000 X-, 4000 X-, 6000 X- and Infiniium 9000, S-Series only (high impedance AutoProbe input)
N2781B ²	AC/DC current, 0.01 V/A	10 MHz	150 Arms continuous 300 A peak non-continuous	Motors, switching power supplies, transformers	High-impedance BNC input
1147B ³	AC/DC current, 0.1 V/A	50 MHz	15 A peak continuous, 30 A peak non-continuous	Motors, switching power supplies, magnetic-device current measurements	High-impedance AutoProbe input
N2782B ²	AC/DC current, 0.1 V/A	50 MHz	30 Arms continuous 50 A peak non-continuous	Switching power supplies, amplifiers, magnetic devices	High-impedance BNC input
N2783L ²	AC/DC current 0.1V/A, 5 m cable	80 MHz	30 Arms continuous 50 A peak non-continuous	Automotive device measurement	High-impedance BNC input
N2893A ³	AC/DC current 0.1 V/A	100 MHz	15 A peak continuous, 30 A peak non-continuous	Motor, switching power supplies, magnetic device current measurements	High-impedance AutoProbe input
N2783B ²	AC/DC current, 0.1 V/A	100 MHz	30 Arms continuous 50 A peak non-continuous	Switching power supplies, low current measurements	High-impedance BNC input

¹ To use the 1146B or N2780B Series current probe with Infiniium 80000, 90000, or 5485xA Series scope, order E2697A 1-MΩ high-impedance adapter.

² Requires N2779A 3-channel power supply.

³ Compatible with 3000X, 5000, 6000 (300MHz-1GHz), 7000, 9000, 90000X/Q Series only. Use N5449A for use with 90000X/Q.

Types of probes (continued)

Current probes (continued)

Current probe advantages	Limitations
<ul style="list-style-type: none"> • 1146B low-cost model measures AC and DC current to 100 Arms without breaking into the circuit • Probe power is provided by the battery, so there's no need for an external power supply 	100 kHz bandwidth
N2780B Series measures AC and DC current up to 500 A (N2780B) or 100 MHz (N2783B) without breaking into the circuit	Requires an external power supply (N2779A)
<ul style="list-style-type: none"> • 1147B measures AC and DC current up to 50 MHz • N2893A measures AC and DC current up to 100 MHz • AutoProbe interface completely configures the oscilloscope for the probe 	Maximum 30 A peak (non-continuous)
<ul style="list-style-type: none"> • N2820A/21A high-sensitivity current probe supports high-sensitivity AC/DC current measurements from 50 μA to 5 A. • Simultaneous high- and low-gain views of the current waveform for more precise wide-dynamic-range measurement. 	Using high sense resistor value causes more burden voltage (IR drop) in the DUT. Probe bandwidth is limited to 5 MHz.

N2820A/21A high-sensitivity current probe (N2820A = 2 ch, N2821A = 1 ch)



1146B 100-kHz current probe



1147B 50-MHz current probe with AutoProbe interface



N2893A 100-MHz current probe with AutoProbe interface



N2780B Series current probes with N2779A power supply



Other oscilloscope accessories

Probing accessories

Probe positioners

N2784A	One-arm probe positioner (for browsing)	Compatible with most scope probes
N2785A	Two-arm probe positioner (for browsing)	Compatible with most scope probes
N2786A	Two-leg probe positioner	Compatible with most scope passive probes
N2787A	3D probe positioner	Compatible with most Agilent probes including InfiniiMax browsers

Refer to the *Agilent N2784A/N2785A/N2786A/N2787A Probe Positioner* data sheet, publication number 5989-9131EN, for probe compatibility details

Mixed signal oscilloscope logic probe

N6459-60001	Logic probe with 1x8 flying leads (shipped with 2000 X-Series MSOs)	Compatible with 2000 X-Series MSOs
N6450-60001	Logic probe with 2x8 flying leads (shipped with 3000/4000 X-Series MSOs)	Compatible with 3000/4000 X-Series MSOs
N2756A	Logic probe with 16-channel flying leads (shipped with 6000 X-Series MSOs)	Compatible with 6000 X-Series MSOs
54620-68701	Logic probe with 2x8 flying leads (shipped with 6000/7000 Series MSOs)	Compatible with 6000/7000/54600 Series MSOs
10085-68701 ¹	40-pin logic probe and termination adapter	Compatible with 6000/7000/54600 Series MSOs
54826-68701	Logic probe kit for Infiniium MSOs (shipped with 8000 Series MSOs)	Compatible with 8000/54830 Series MSOs
E5396A	16-channel Soft Touch connectorless logic probe	Compatible with 6000/8000/54830 Series MSOs
54904-61615	Logic probe kit for Infiniium 9000 Series MSOs (shipped with 9000 Series MSOs)	Compatible with 9000 Series MSOs

¹ With the addition of a 40-pin logic cable, the Agilent MSO accepts numerous logic analyzer accessories such as Mictor, Samtec, flying leads, or Soft touch connectorless probe.

Wedge probe adapter

- Easy connection to 0.5 or 0.65 mm TQFP and PQFP packages
- Reliable contact with little chance of shorting to adjacent pins
- 3-, 8-, and 16-signal versions

E2613A	IC pin spacing: 0.5 mm, 3-signal, qty 1
E2614A	IC pin spacing: 0.5 mm, 8-signal, qty 1
E2615A	IC pin spacing: 0.65 mm, 3-signal, qty 1
E2616A	IC pin spacing: 0.65 mm, 8-signal, qty 1
E2643A	IC pin spacing: 0.5 mm, 16-signal, qty 1
E2644A	IC pin spacing: 0.65 mm, 16-signal, qty 1

- Connects easily to most oscilloscopes or logic analyzers with appropriate accessories
- Connects directly to 1145A/1155A active probes and the dual-lead adapter provided with the 1160A-65A passive probe family and N2877A/N2879A accessory kits for N2870A Series passive probes



N2784A one-arm probe positioner



16-pin wedge adapter



E5396A half-size Soft Touch connectorless probe



N2786A 2-leg probe positioner and N2787A 3D probe positioner

Other oscilloscope accessories (continued)

Probing accessories (continued)

InfiniiMax 1130A/31A/32A/34A and InfiniiMax II 1168A/69A probe accessories

Unrivaled InfiniiMax and InfiniiMax II probing accessories support browsing, solder-in, socket, and SMA use models at the maximum performance available

E2669A	InfiniiMax connectivity kit for differential/single-ended measurements	Fully compatible with 1130/31/32/34A InfiniiMax probe amplifier and compatible 1168A/69A InfiniiMax II probe amplifier with limitations
E2668A	InfiniiMax connectivity kit for single-ended measurements	
E2675A	InfiniiMax differential browser probe head and accessories (6-GHz BW)	
E2676A	InfiniiMax single-ended browser probe head and accessories (6-GHz BW)	
E2677A	InfiniiMax differential solder-in probe head and accessories (12-GHz BW)	
E2678A	InfiniiMax single-ended/differential socketed probe head and accessories (12-GHz BW)	
E2679A	InfiniiMax single-ended solder-in probe head and accessories (6-GHz BW)	
E2695A	Differential SMA probe head (8-GHz BW)	
N5425A/N5426A	12-GHz differential ZIF solder-in probe head and ZIF probe tips	
N5451A	InfiniiMax long-wire ZIF probe tips (for use with N5425A ZIF probe head)	
N5450B	InfiniiMax extreme temperature extension cable (allows for probing in temperatures ranging from -55 to 150 °C)	
N2880A	InfiniiMax in-line attenuator kit (pairs of 6, 12, and 20 dB attenuators in a kit)	
N2881A	InfiniiMax DC blocking caps (a pair of 30-Vdc blocking caps)	
N2884A	InfiniiMax fine-wire probe tips for wafer probing	
N5380B	InfiniiMax II differential SMA adapter (12-GHz BW)	<ul style="list-style-type: none"> • Recommended for use with InfiniiMax II 1168A/69A probe amplifier • N5381A is compatible with InfiniiMax I amps. (Select E2677A in the probe menu).
N5381A	InfiniiMax II differential solder-in probe head and accessories (12-GHz BW)	
N5382A	InfiniiMax II differential browser (12-GHz BW)	
N2887A	InfiniiMax Soft touch Pro probe interface adapter (4 GHz)	
N2888A	InfiniiMax Soft touch half-channel probe interface adapter (4 GHz)	

InfiniiMax III N2800A/01A/02A/03A and InfiniiMax III+ N2830A/31A/32A probe accessories


N5445A	InfiniiMax III browser head (30 GHz)	Order N5476A for replacement probe tips (set of 4)
N5439A	InfiniiMax III ZIF probe head (28 GHz)	Order N2838A PC board ZIF (450 Ω), N5440A Ceramic ZIF (450 Ω) or N5447A Ceramic ZIF (200 Ω) for a set of 5 ZIF tips with plastic sporks.
N5444A	InfiniiMax III 2.92 mm/3.5 mm/SMA probe head (28 GHz)	Order N5448A 3.5/2.92 mm head flex cable to extend the cable length
N2836A	InfiniiMax III solder-in probe head (26 GHz)	Order N2836-68701 for replacement resistor tip
N2848A	InfiniiMax III QuickTip probe head	Order N2849A QuickTip tips (set of 4)



InfiniiMax probe with N5450B extreme temperature extension cable



N2880A InfiniiMax in-line attenuator (probe amplifier and head not included)



N2848A QuickTip head with N2849A QuickTip tips

Other oscilloscope accessories (continued)

Probing accessories (continued)

IC clip kit

10075A	0.5 mm IC clip kit	For 10070 Series passive probes
--------	--------------------	---------------------------------

Probe accessory kits

10072A	SMT probe accessory kit	For 10070 Series passive probes
10077A	Accessory kit for 10076A/B high voltage probe	For 10076A/B
N2877A	Deluxe accessory kit	For N2870A Series passive probes
N2878A	General purpose accessory kit	For N2870A Series passive probes
N2879A	Fine-pitch accessory kit	For N2870A Series passive probes

PC board mini-probe sockets

N2766A	Horizontal mini-probe socket, qty 25	Compatible with 1160A-65A and 104xxB passive probes
N2768A	Vertical mini-probe socket, qty 25	Compatible with 1160A-65A and 104xxB passive probes
N2885A	PCB adapter kit, qty 25	For N2870A Series passive probes

Probe interface adapters

E2697A	1-M Ω high-impedance adapter (includes one 10073C 500-MHz passive probe)	Compatible with Infiniium oscilloscope's 50- Ω input (not compatible with 90000 X-Series)
N5449A	High impedance probe adapter (includes one N2873A 500-MHz passive probe)	For use with high impedance passive or active probes and Infiniium 90000 X-/Q-Series scopes
N5442A	Precision BNC 50- Ω adapter	For use with InfiniiMax I/II and III+ probes, N2750A-52A probes and Infiniium 90000 X-/Q-Series
N1022B	Sampling oscilloscope adapter	For use with InfiniiMax I and II probes with Agilent 86100C DCA-j sampling oscilloscope
N5477A	Sampling oscilloscope adapter	For use with InfiniiMax III probe and Agilent 86100C DCA-J sampling oscilloscope
N2744A	T2A probe interface adapter	Enables TekProbe [®] BNC probes to connect to Agilent's AutoProbe interface

BNC Adapter

N2882A	75 Ω (f) to 50 Ω (m) BNC adapter	Compatible with any oscilloscope's 50- Ω BNC input
--------	--	---

Probe deskew fixtures

E2655C	Probe deskew and performance verification kit for InfiniiMax I/II/III+ probes
U1880A	Power measurement deskew fixture
N5443A	Probe deskew and performance verification fixture for InfiniiMax III probes

Other oscilloscope accessories (continued)


Probing accessories (continued)

InfiniiMode N2750A/51A/52A differential probe accessories

N2776A	Differential browser tips (qty 3)	For N2750A/51A/52A InfiniiMode probes
N2777A	InfiniiMode solder-in tips (qty 3)	For N2750A/51A/52A InfiniiMode probes
N2778A	InfiniiMode socketed tips (qty 3)	For N2750A/51A/52A InfiniiMode probes
N4822A	Socketed tip for USB/Ethernet application fixtures (qty 1)	For N2750A/51A/52A InfiniiMode probes

N2820A/21A high-sensitivity current probe accessories

N2822A	20 m Ω resistor tips	For N2820A/21A current probe
N2824A	100 m Ω resistor tips	For N2820A/21A current probe
N2825A	User-defined resistor tips	For N2820A/21A current probe
N2826A	Replacement wires (15.5 cm, 22 AWG bare wires) (qty 5)	For N2820A/21A current probe
N2827A	Passive cable (for N2820A secondary channel)	For N2820A/21A current probe
N2828A	Replacement MBB (Make Before Break) headers (qty 5)	For N2820A/21A current probe
N2829A	Replacement MBB (Make Before Break) receptacles and 15.5 cm, AWG 22 socketed wires (qty 5 each)	For N2820A/21A current probe



N2885A PCB adapter kit for N2870A Series passive probes (probe not included)



Use the N2744A T2A interface adapter to use Tektronix active probes with Agilent scopes.



IC clips included in N2877A and N2878A accessory kits for N2870A Series passive probes

Other oscilloscope accessories (continued)

Miscellaneous accessories

Test mobiles		
1180CZ	Testmobile for InfiniiVision Series	Compatible with 5000/6000/7000 Series
N2919A	Testmobile bracket for 1180CZ and 6000 Series	Compatible with 6000 Series
1181BZ	Testmobile system cart for Infiniium Series	Compatible with 54800/ 9000/ 8000/80000/90000 Series
Carrying cases		
N2738A	Soft carrying case for 1000 Series	Compatible with 1000 Series
N6457A	Soft carrying case with front panel cover for 2000 X/3000 X-Series	Compatible with 2000 X/3000 X-Series
N2733B	Soft carrying case for 4000 X	Compatible with 4000 X, 6000 X and 7000 Series
N2917B	Carrying case for 5000/6000 Series	Compatible with 5000/6000 Series
N2760A	Soft carrying case for 5000 Series	Compatible with 5000 Series only
Rackmount kits		
N2739A	Rackmount kit for 1000 Series	Compatible with 1000 Series
N6456A	Rackmount kit for 2000 X/3000 X-Series	Compatible with 2000 X/3000 X-Series
N2763A	Rackmount kit for 4000 X Series	Compatible with 4000 X Series
N2916B	Rackmount kit for 5000/6000 Series	Compatible with 5000/6000 Series
N2732A	Rackmount kit for 7000 Series	Compatible with 7000 Series
E2609B	Rackmount kit for 8000/80000 Series	Compatible with 54800/8000/80000 Series
N2902A	Rackmount kit for 9000 Series	Compatible with 9000 Series
N5470A	Rackmount kit for 90000 Series	Compatible with 90000 Series
N2111A	Rackmount kit for 6000 X-Series	Compatible with 6000 X-Series
Connectivity modules		
DSOXLAN	LAN/VGA connection module	For 2000 X/3000 X-Series
DSOXGPIB	GPIB connection module	For 2000 X/3000 X-Series
N4865A	GPIB to LAN adapter	For 7000/9000 Series
Oscilloscope evaluation kits		
N2918B	Infiniium 9000 Series Evaluation Kit	Provides various signals to help you quickly learn how to use Infiniium 9000 Series
N2918A	For 6000/7000 Series oscilloscopes	Provides various test signals to help you experience the power of 6000 Series
N2740A	Education training kit for 1000 Series scope	Including training board, manual, and USB cable

Related literature

Publication title	Publication type	Publication number
<i>Probes and accessories for Agilent oscilloscopes</i>	Selection Guide	5989-8433EN
<i>Infiniium Oscilloscope Probes, Accessories and Options</i>	Data Sheet	5968-7141EN
<i>InfiniiVision Oscilloscope Probes and Accessories</i>	Data Sheet	5968-8153EN

Product Web site

For the most up-to-date and complete application and product information, please visit our product Web site at: www.agilent.com/find/probes



Agilent Technologies Oscilloscopes

Multiple form factors from 20 MHz to > 90 GHz | Industry leading specs | Powerful applications



myAgilent

www.agilent.com/find/myagilent

A personalized view into the information most relevant to you.



AdvancedTCA® Extensions for Instrumentation and Test (AXIe) is an open standard that extends the AdvancedTCA for general purpose and semiconductor test. Agilent is a founding member of the AXIe consortium.

www.axistandard.org



LAN eXtensions for Instruments puts the power of Ethernet and the Web inside your test systems. Agilent is a founding member of the LXI consortium.

www.lxistandard.org



PCI eXtensions for Instrumentation (PXI) modular instrumentation delivers a rugged, PC-based high-performance measurement and automation system.

Three-Year Warranty

www.agilent.com/find/ThreeYearWarranty

Beyond product specification, changing the ownership experience. Agilent is the only test and measurement company that offers three-year warranty on all instruments, worldwide.



Agilent Assurance Plans

www.agilent.com/find/AssurancePlans

Five years of protection and no budgetary surprises to ensure your instruments are operating to specifications and you can continually rely on accurate measurements.



www.agilent.com/quality



Agilent Electronic Measurement Group
 DEKRA Certified ISO 9001:2008
 Quality Management System

Agilent Channel Partners

www.agilent.com/find/channelpartners

Get the best of both worlds: Agilent's measurement expertise and product breadth, combined with channel partner convenience.

For more information on Agilent Technologies' products, applications or services, please contact your local Agilent office. The complete list is available at:
www.agilent.com/find/contactus

Americas

Canada	(877) 894 4414
Brazil	(11) 4197 3600
Mexico	01800 5064 800
United States	(800) 829 4444

Asia Pacific

Australia	1 800 629 485
China	800 810 0189
Hong Kong	800 938 693
India	1 800 112 929
Japan	0120 (421) 345
Korea	080 769 0800
Malaysia	1 800 888 848
Singapore	1 800 375 8100
Taiwan	0800 047 866
Other AP Countries	(65) 375 8100

Europe & Middle East

Belgium	32 (0) 2 404 93 40
Denmark	45 45 80 12 15
Finland	358 (0) 10 855 2100
France	0825 010 700*
	*0.125 €/minute
Germany	49 (0) 7031 464 6333
Ireland	1890 924 204
Israel	972-3-9288-504/544
Italy	39 02 92 60 8484
Netherlands	31 (0) 20 547 2111
Spain	34 (91) 631 3300
Sweden	0200-88 22 55
United Kingdom	44 (0) 118 927 6201

For other unlisted countries:

www.agilent.com/find/contactus

(BP-01-15-14)

Product specifications and descriptions in this document subject to change without notice.

